



Reception Core Tasks Weekly Overview wb: 20.04.20

Communication and Language

What can you hear?

We have 5 senses. Today, focus on what you can **hear**.

If you are at **home**, close your eyes, what can you hear? Can you hear the TV?
Your adult putting the kettle on? Cars driving past outside? What else can you hear?

If you are on your daily **walk**, can you hear the birds chirping or ducks quacking?
Bees buzzing or people talking? The leaves in the trees rustling? What else can you hear?

You can also watch these videos:

What do you hear? songs

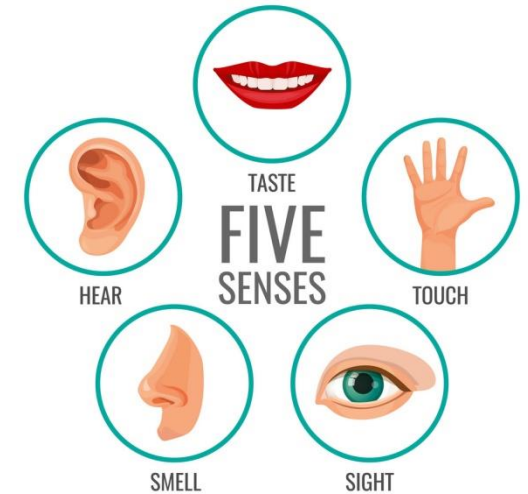
<https://www.youtube.com/watch?v=YVgv1EFJZHc>

https://www.youtube.com/watch?v=ljxl_3_itjU

<https://www.youtube.com/watch?v=ZTBqQE6QoE>

Guess the sound game

<https://www.youtube.com/watch?v=n1m4h79JZso>



Physical Development

Fine motor: Make playdough

What will you create?

Instructions here: <https://theimaginationtree.com/best-ever-no-cook-play-dough-recipe/>

You will need:

- 2 cups plain flour (all purpose)
- 2 tablespoons vegetable oil (baby oil and coconut oil work too)
- 1/2 cup salt
- 2 tablespoons cream of tartar
- 1 to 1.5 cups boiling water (adding in increments until it feels just right)
- gel food colouring (optional)



- few drops glycerine (my secret ingredient for stretch and shine!)

Gross motor: If you roll... (action game using a dice)

1. Decide on 6 actions and number them. For example, 1. star jumps 2. clapping 3. jumping 4. running on the spot...
2. Roll the dice
3. Whichever number the dice lands on you need to do that action



Alternative!

Chose one action at a time and the number which is rolled on the dice, you need to do the action that number of times

TIP: If you haven't got a dice, there are online dice and free dice apps you can download

Personal, Social and Emotional

Talking about and recognising feelings: Guess the feeling game

Play this game online OR face to face with a member of your family

Online: <https://pbskids.org/daniel/games/guess-the-feeling>

Literacy (reading and writing)

Reading: Daily Reading. Also read (watch) the book of the half term on YouTube

Watch the book of the half term: <https://www.youtube.com/watch?v=ueldW9QI8Uc>

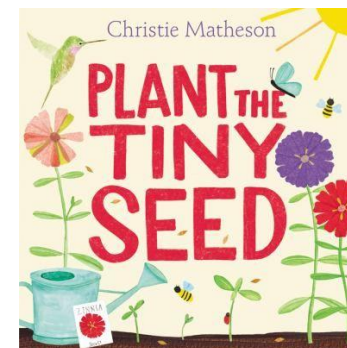
Writing: write a sentence in your Bean Diary

Have a look in the *Understanding the World* section for this part

Included will also be pictures so you can write 'I can see' sentences

Use your phonics to write sentences about what you can see

The photos are attached at the end of this document



Maths

NUMBERS Counting Addition Using objects, add two single digit numbers counting on to find the answer

Warm up by singing some songs!

Number song 1-20 <https://www.youtube.com/watch?v=D0Ajq682yrA>

Counting in 10s <https://www.youtube.com/watch?v=uYRTtwZGwj8>

Counting in 5s <https://www.youtube.com/watch?v=awKlEMyleA>

Adding:

Pick two numbers, for example 2 and 3.

Can you count out 2 objects? (pencils, pasta, beads, toys)

Can you count out 3 objects?
Can you count altogether to find the total?
You can then represent your number sentence like this:



$$2 + 2 = 4$$



$$+ =$$

Understanding the World

My Bean Diary: plant a bean (or a seeds) Write a sentence about what you did

Plant a seed/ bean, instructions here: <https://www.youtube.com/watch?v=RTRW2Cf9U2U>

Can you write about what you did? For example:

1. I folded the kitchen roll
2. I put it in the jar...

Expressive Arts and Design

Make a magnifying glass

Video: <https://www.youtube.com/watch?v=FdB6khutqSY>

Alternative instructions: <https://rhubarbandwren.co.uk/diy-real-magnifying-glass-cardboard/>

Alternative!

You can also simply cut a cardboard frame to help you focus on details



The Learning Explained

Communication and Language

What can you hear?

The aim of this is to raise your child's awareness of the sounds around them and to develop their listening skills. It also develops their speaking as they talk to you about what they can hear they develop their vocabulary.

Physical Development

Fine motor: Make playdough

Benefits of playdough

Enhances fine motor skills

When your child squishes, rolls, flattens, shapes, scores or cuts play dough, they develop and strengthen their hand muscles. The strengthened hand muscles helps improve fine motor skills of your child

Improves pre-writing skills

When your child plays with play dough, their pincer grip (the squeezing of pointer finger and thumb to grasp an object) improves. An improved pincer grip enhances your child's pre-writing skills

Creativity and imagination

Playdough provides your child with unlimited possibilities of moulding the dough into food, animals, decorations, flowers etc. Thereby, it encourages your child to use their imagination and inspires their creativity. If your child uses various shapes, rolling pins and other tools while playing with play dough it further improves their creative imagination.

Calming effect

Sitting in one place and squishing and squashing playdough will have a very calming and soothing effect on your child.

Develops hand - eye coordination

Use of variety of shapes and rolling pins while playing with playdough will improve your child's hand-eye-coordination

Social skills

When your child plays with playdough along with other siblings or you they will interact, talk, discuss problems and find solutions to creating great works of art and craft with play dough. Thus, playing with play dough will enhance your child's social skills

Increases curiosity and knowledge

When your child mixes 2 different colour dough together and discovers a new colour or when they learn to mould play dough in different shapes, it encourages their curiosity and they will ask various questions which would help increase their knowledge and help overall development.

Maths

If you let your child help you to make the playdough they will be developing their maths skills by weighing or measuring the ingredients.

Gross motor: If you roll... (action game using a dice)

	<p>This game has lots of different benefits</p> <ul style="list-style-type: none"> - Recognising amounts on the dice - Exercise - Following instructions - Playing with others - Taking turns
<p>Personal, Social and Emotional</p>	<p><u>Talking about and recognising feelings: Guess the feeling game</u></p> <p>Recognising feelings is part of developing your child’s social skills as well as emotional maturity. It’s really important children are able to recognise feelings in others so they can help their friends. It also helps them recognise how they might be feeling. Talk about each feeling, what they can do if they feel this way and how they can help others if they notice they feel a certain way.</p>
<p>Literacy (reading and writing)</p>	<p><u>Reading: Daily Reading. Also read (watch) the book of the half term on YouTube</u></p> <p>It is really important to keep up daily reading. Reading to your child as well as them reading to you is equally important. You can also talk about what you can see in the pictures, what you think might happen next, how you think the story might end. Ask questions like who are the characters in this story, where is this story set, what did you like/ dislike about this story? Not only are you developing reading skills, but also vocabulary, speaking and listening skills.</p> <p><u>Writing: write a sentence in your Bean Diary Included will also be pictures so you can write ‘I can see’ sentences</u></p> <p>Keep it simple and calm. Your child might be able to:</p> <ul style="list-style-type: none"> - Write the first sound - Write the first and other sounds but not necessarily in the correct order - All the sounds of words <p>Whatever they are able to do is absolutely fine.</p> <p>You can also practice things like writing their name, days of the week, months of the year. You can link it to other activities, for example can you also write down what you can hear? Can you make a list of things we need at the supermarket?</p>

Maths

NUMBERS Counting Addition Using objects, add two single digit numbers counting on to find the answer


Children learn well through song so singing is a really important part of learning. Sing them all day every day! Like reading, it's good if you revisit songs many times. There are lots of songs about learning – I've put quite a few on our Instagram account. Here are some others:

Days of the Week: <https://www.youtube.com/watch?v=mXMofxtDPUQ>
Months of the Year: <https://www.youtube.com/watch?v=5enDRrWyXaw>
Phonics song zed version: <https://www.youtube.com/watch?v=aUVFIWXofeo>

Understanding the World

My Bean Diary: plant a bean (or a seeds) Write a sentence about what you did

Growing a plant from seed enables your child to observe changes over time, and show care for living things and the environment. It can also be a perfect way to talk about life cycles. Here are some other life cycles you can talk about:




The first diagram, titled 'Frog Life Cycle', shows a circular progression: Adult Frog → Eggs → Young Tadpole → Tadpole with legs → Mature Tadpole → Froglet → back to Adult Frog. The second diagram, titled 'Chicken Life Cycle', shows: Egg → Chick → Chicken → back to Egg. The third diagram, titled 'Life Cycle of a Sunflower', shows: seeds → sprout → baby plant → adult plant → seeds fall → back to seeds.

Expressive Arts and Design

Make a magnifying glass

Video: <https://www.youtube.com/watch?v=FdB6khutqSY>
Alternative instructions: <https://rhubarbandwren.co.uk/diy-real-magnifying-glass-cardbc>

You can also simply cut a cardboard frame to help you focus on details



The first image shows a simple cardboard frame with a square hole in the center. The second image shows a hand holding a similar cardboard frame over an open book, focusing on a detailed illustration of a bee.

I CAN SEE:

