



Nursery Core Tasks Weekly Overview wb: 04.05.20

Communication and Language

What can you smell?

We have 5 senses. This week, focus on what you can **Smell**.

Linking to the core text, 'Growing Vegetable Soup'- which vegetables do you have at home?
What do they smell like? Does the vegetable smell different when you cut it?
Are there any vegetables that you like the smell of?
Are there any vegetables that you like don't like the smell of?



Physical Development

Fine motor: Threading pipe cleaners through the holes of a colander

If you do not have pipe cleaners maybe you could use straws or dried spaghetti. This activity is brilliant for developing children's fine motor skills and concentration. Strengthening children's fine motor helps coordinate the movement of their fingers, which is needed for writing, unbuttoning clothes, and gripping



Gross motor: Target practice- throwing socks into a basket




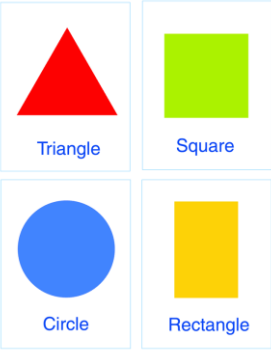
Maybe start with socks rather than balls (it's safer inside). Throwing rolled up socks into a basket is a great way to get children to focus, use their gross motor skills and perfect their hand eye coordination. When teaching your child ball (sock) skills it is important to start at a level that they can achieve and then slowly increase the level of difficulty, so that they are stretched slightly each time, but do not lose self-confidence. Such as moving the basket further away as they become more confident. Give lots and lots of praise and encouragement.



Personal, Social and Emotional

Responding to the feelings and wishes of others

Children often struggle not only with understanding their feelings, but also relating to other people's feelings. These skills are critical for personal well-being and building relationships. Children have to identify other people's feelings, but they also need to learn how to respond when someone is angry, sad, or excited. It is important to teach your child the appropriate responses through role play and reviewing past events.

	<p>Discuss how different people in the role play feel, how their body language and words show their feelings, and the best response for the situation. Also discuss how the child would feel if this happened to them and how they would like other people to respond.</p>	
<p>Literacy (reading and writing)</p>	<p>Reading: Daily Reading. Also read (watch) the book of the half term on YouTube Watch the book of the half term: https://www.youtube.com/watch?v=LRDyнкGgAj4</p> <p>Writing Daily name writing Encourage your child to write their name. Help them to form the letters correctly. https://www.youtube.com/watch?v=x1nnOO2OFVI <i>Nursery children do not need to lead in when writing their letters</i></p> <p>Encourage your children to label any pictures they draw most of your children will need support doing this. You can support them by firstly asking them what they have drawn. Then modelling writing the word. <i>(keep it simple, starting with single short words)</i> When writing the word say each sound of the letter you write as you write it. Encourage your child to hear the initial sound and tell you what they hear.</p>	 <p>Aa Bb Cc Dd Ee Ff Gg Hh Ii Jj Kk Ll Mm Nn Oo Pp Qq Rr Ss Tt Uu Vv Ww Xx Yy Zz</p>
<p>Maths</p>	<p>Shape hunt - How many different shapes can you find around your home? Draw 4 shapes on a piece of paper (triangle, square, circle, rectangle) and share with your child. Help them to name the shapes. Then together you can hunt around your home to see if you can find any.</p> <p>Look - a clock is round like a circle</p>  <p><i>What shape is the chopping board?</i> <i>What shape is the plate?</i></p> <p>Shape Song 2 https://www.youtube.com/watch?v=WTeqUeif3D0</p>	

Understanding the World

Group your vegetables into vegetables that grow below the ground and vegetables that grow above the ground

Gather as many vegetables as you can. With your child discuss where they think they grow.

Take a look at this to help you out:

https://web.uri.edu/snaped/files/grK_handout_How_do_fruits_and_vegetables_grow.pdf

Do they grow on a tree?

Do they grow on plants or bushes?

Do they grow below the ground?

Watch this video from 48 seconds onwards:

<https://www.youtube.com/watch?v=allFSayTXU4>



Expressive Arts and Design

Make a vegetable picture

You can be as creative as you like. Why don't you use old food packages or sweet wrappers and make a collage.

You could also use felt pens or paint.

