Year 1 Phonics
Information for Parents

Thursday 7th November 2019

Housekeeping

- There will be an opportunity to ask questions or speak to teachers at the end of the meeting
- Slides will be uploaded on the school website

- What is phonics and how is it taught at Tottenhall Infant School
- Phonics Screening Check
- Useful Resources

Teaching of phonics at Tottenhall Infant School

- Children have a 20mins phonics lesson each day and they are encouraged to use these strategies to read and write in other lessons.
- We use the 'Letters and Sounds' scheme
- We use LCP plans to plan and teach phonics
- Children are streamed to ensure appropriate pitch
- Children are assessed termly
- Interventions



https://www.gov.uk/government/publications/letters-and-sounds

Planning

Phase 5 Week 2:
Objectives and criteria for success:
Teach new graphemes for reading p134 oy ir ue aw.
Practise reading and spelling words with adjacent consonants and words with newly learned graphemes.
Teach reading the words people, house, about p141.
Practise reading and spelling high frequency words p141/p148.
Practise reading sentences p142.
Practise recognition and recall of Phase 2, 3 and 4 graphemes as they are learned.
Teach spelling the words have, like p148.
Practise reading and spelling polysyllabic words p142 and p149.
Practise writing sentences p149.

	Revisit and Review	Teach	Practise	Apply	Assessment
Mon	Recall all GPCs from phase 2, 3 and 4 and so far in Phase 5.	Teach reading high frequency words house, about p141 and tricky word people p140. Teach 'oy' and talk about the difference between this and 'oi'. Explain that 'oy' usually comes at the end of a word. Blending for reading activity: boy, toy, joy, enjoy, royal, Roy.	Segmentation for spelling activity: annoy, annoying, oyster, destroy, boy, toy.	Sentence substitution p158 Loud sounds can be annoying/ noises/ singing/ frightening/ mountains.	Give the sound when shown any grapheme that has been taught. Begin to write some of the common graphemes when given a sound. Begin to apply phonic knowledge and skill when reading and spelling unfamiliar words that are not completely decodable. Be able to blend and segment in order to read CVC words. Begin to read automatically the words in the list of 100 high frequency words taught in previous phases. Begin to accurately spell most of the words in the list of 100 high frequency words. Form each letter correctly.
Tue	Recall all GPCs from phase 2, 3 and 4 and so far in Phase 5. Practise reading high frequency words p141.	Teach 'ir' and compare to 'er'. Blending for reading p134 sir, girl, bird. Segmenting for spelling p144 fir, skirt, shirt. Reading tricky words: people, house, about p140.	Segmentation for spelling activity: sound, found, mountain, sprout, loud, loudest.	Writing sentences p149. The girl sees a bird in the tree.	
Wed	Recall all GPCs from phase 2, 3 and 4 and so far in Phase 5. Practise reading high frequency words p141.	Teach spelling tricky words have, like p148. Teach 'ue' and compare to 'oo'. Explain that 'ue' usually comes at the end of a word. Blending for reading activity: clue, blue, issue, true, glue, Sue.	Segmentation for spelling activity: clue, blue, issue, Sue, tissue, clue.	Reading sentence. The glue is blue.	
Thu	Recall all GPCs from phase 2, 3 and 4 and so far in Phase 5. Practise reading high frequency words p141 and spelling tricky words p148.	Teach 'ue' and compare to the word 'you' Blending for reading activity: cue, due, value, statue, rescue, hue.	Segmentation for spelling activity: venue, due, rescue, value, cue, argue.	Writing sentence p149. Sue argues with you.	
Fri	Recall all GPCs from phase 2, 3 and 4 and so far in Phase 5. Practise reading high frequency words p141 and spelling tricky words p148.	Teach 'aw' and compare to 'or'. Blending for reading activity: saw, law, crawl, paw, claw, lawn.	Segmentation for spelling activity: yawn, raw, claw, shawl, draw, jaw.	Reading sentence. I will crawl on the lawn.	

What is a phoneme?

A phoneme is the smallest unit of sound in speech. When we teach reading we teach children which letters represent those sounds.

For example – the word ‘hat’ has 3 phonemes – ‘h’ ‘a’ and ‘t’.

There are 44 different sounds.

What is a grapheme?

- A grapheme is a letter or a number of letters that represent the sounds in our speech. So a grapheme will be the letter/ letters that represent a phoneme.
- A grapheme can be 1, 2, 3 or 4 letters.
- Digraph- 2 letters making one sound
  - cow
- Trigraphs- 3 letters making one sound
  - night
- Split digraphs- 2 vowels with a consonant inbetween. Use to be known as the magic e!
  - spine - i_e

Alternative pronunciation and spelling.

- Some graphemes can have **alternative pronunciations**. – '**y**'
- yellow
- happy
- my
- The children will learn that there are **alternative spellings** for some phonemes. – 'ee' …see
- 'ea'…tea
- 'e_e'… even
- 'y'…happy
- 'ie'…field

Phoneme mats

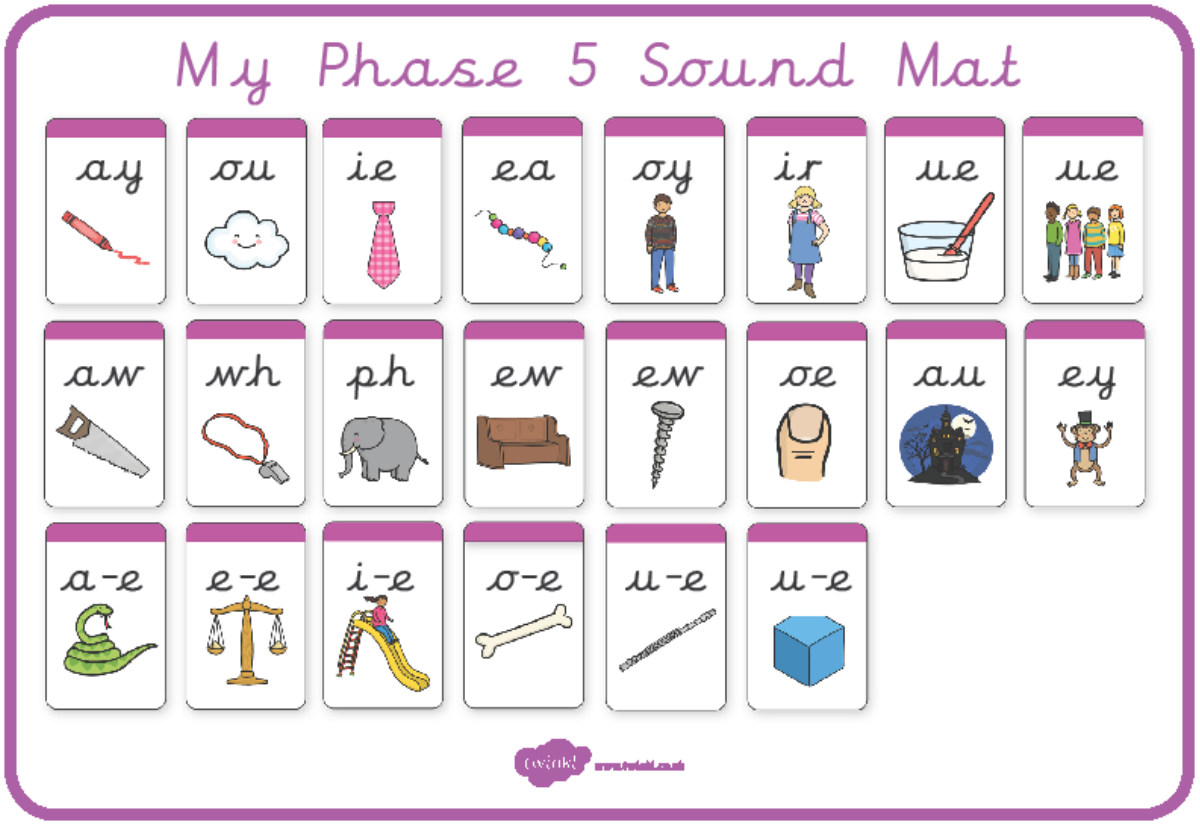

Year 1 Phonics Screening Check

Information for parents

What?

- The phonics screening check is a statutory assessment for all children in Year 1.
- The phonics screening check consists of a list of 40 words.
- The list is a mixture of both real words and nonsense/alien words.

tay

sloam

zued

meve

trunk

groups

straw

scribe

When?

- The phonics screening check will take place during the week beginning Monday 8th June 2020.
- If a child is absent for this entire week a child can take the test on their return up until Friday 19th June 2020.

Who?

- Most children are expected to be able to access the phonic screening check.
- If a child has not shown any understanding of phonemes and graphemes they will not participate. Parents will be informed if this is the case.

How

- Children will work individually with the class teacher during the phonic screening check.

Non-sense words

- Using non-sense /alien words allows the assessment to focus purely on decoding using phonics.
- Non-sense /alien words are new to all children.
- They will be shown to children alongside pictures of imaginary creatures.

Reporting Results

Description	Phonics Outcome
Child took the phonics screening check and met the required standard	Wa
Child took the phonics screening check and did not meet the required standard	Wt
Absent	A
Child did not take the phonics screening check	D
Child has left the school	L

How can you help?

- Encourage your child to use their sound mat when writing and use their actions/rhymes to find the sound they need.

- Children can practise their phonics by playing games online. E.g. Buried treasure

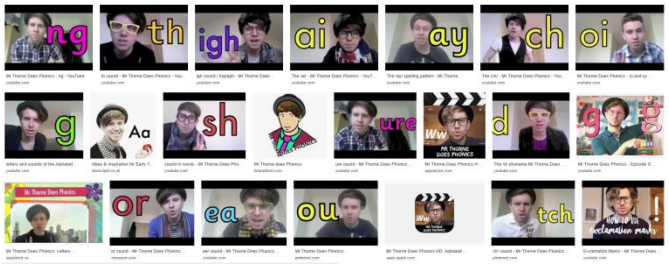

Mr Thorne

- http://www.phonicsplay.co.uk/BuriedTreasure2.html

Phonics BLOOM

How can you help?

- REMEMBER: Phonics is not the only thing needed to become a fluent reader.
- Please continue to read with your child each night and encourage them to:
- Sound out
- Re-read to check it makes sense.
- Use pictures for clues.
- Ask questions about the book.
- And most importantly ENJOY READING!